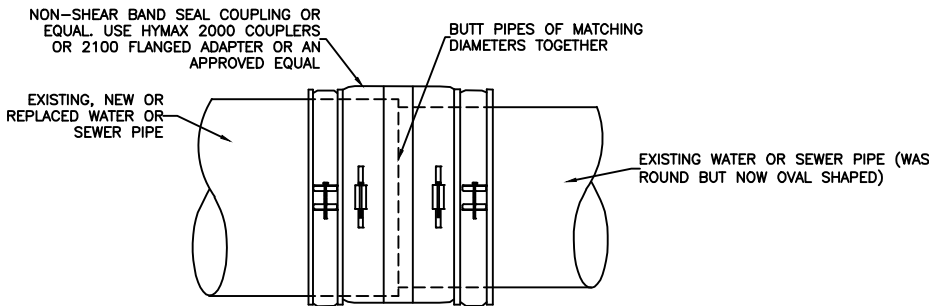
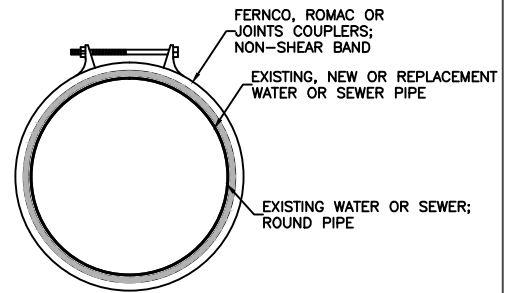
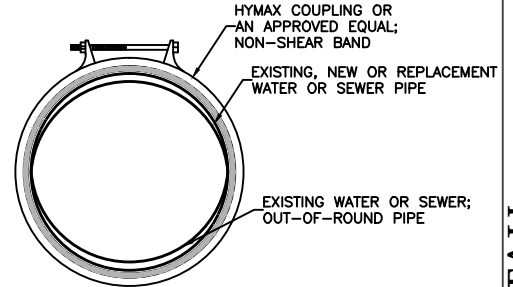


ROUND TO EXISTING ROUND PIPE



ROUND TO EXISTING OUT-OF-ROUND PIPE



NOTE: FOR A NEW SANITARY SEWER MANHOLE CONNECTION TO EXISTING LIVE MAIN WITH OUT-OF-ROUND AND OVAL SLOPED PIPE CROSS SECTION WHERE NORMAL FLEXIBLE PIPE COUPLERS CANNOT BE FITTED USE HYMAX OR BIG SKY WATER AND SEWER DISTRICT APPROVED EQUAL.

<p>DETAIL NO.:</p> <p>BSWSD: 26-26</p>	<p>BIG SKY WSD 363 STANDARD DRAWING</p>	<p>SCALE:</p> <p>NONE</p>	<p>PIPE TO PIPE CONNECTION DETAIL</p>	<p>DATE: FEBRUARY 2010</p> <p>LAST REVISION: N/A</p> <p>CROSS REFERENCE WITH: N/A</p>
--	--	---------------------------	---	---